

DUTCH AUCTION

Supplier Guide

ENGLISH

TKE MOVE
BEYOND





INTRODUCTION

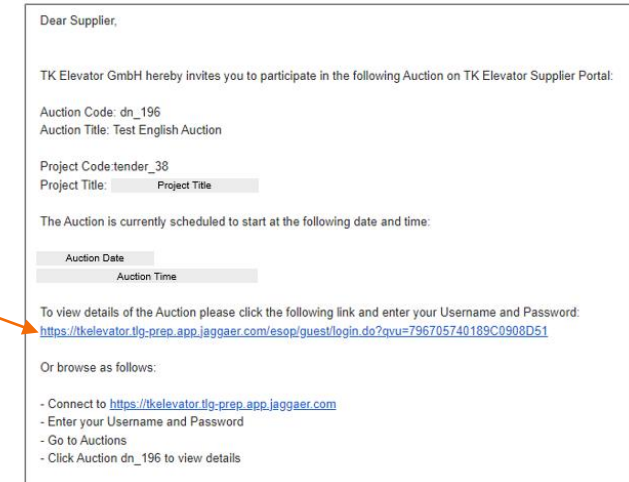
- This guide briefly explains how to participate in a so-called **English Auction**
- The pre-condition for your participation is a completed registration on Jaggaer Network

- You can participate in the auction event by following a few steps
 1. [Login to Jaggaer Network](#)
 2. [Enter the Sourcing Overview in your profile](#)
 3. [Open the Auction Monitor](#)
 4. [Participate in the auction](#)

LOGIN TO JAGGAER

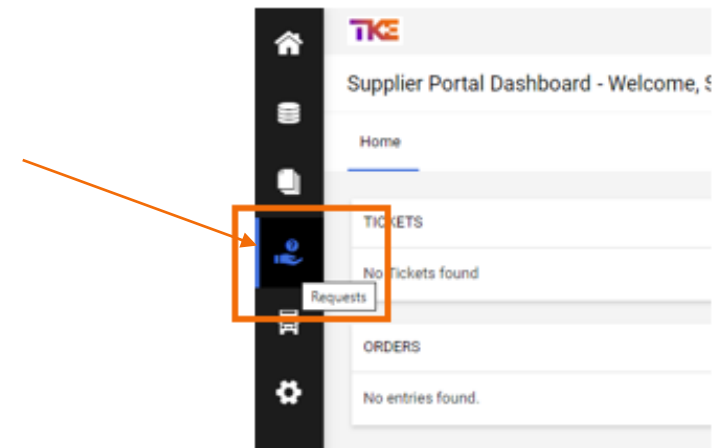
- Either follow the **Link** in the email invitation or **Login** to Jaggaer Network

Follow this link to enter the auction directly



Example of invitation email

- Once you entered the Homepage successfully, click on **Requests**



SOURCING EVENTS OVERVIEW

- You are now seeing the **Sourcing Events Overview**
- On the right side you may find currently running **RfX** and **Auction** events
- Click on the **blue title** of an event to enter it

The screenshot displays the TKE Main Dashboard with the following sections:

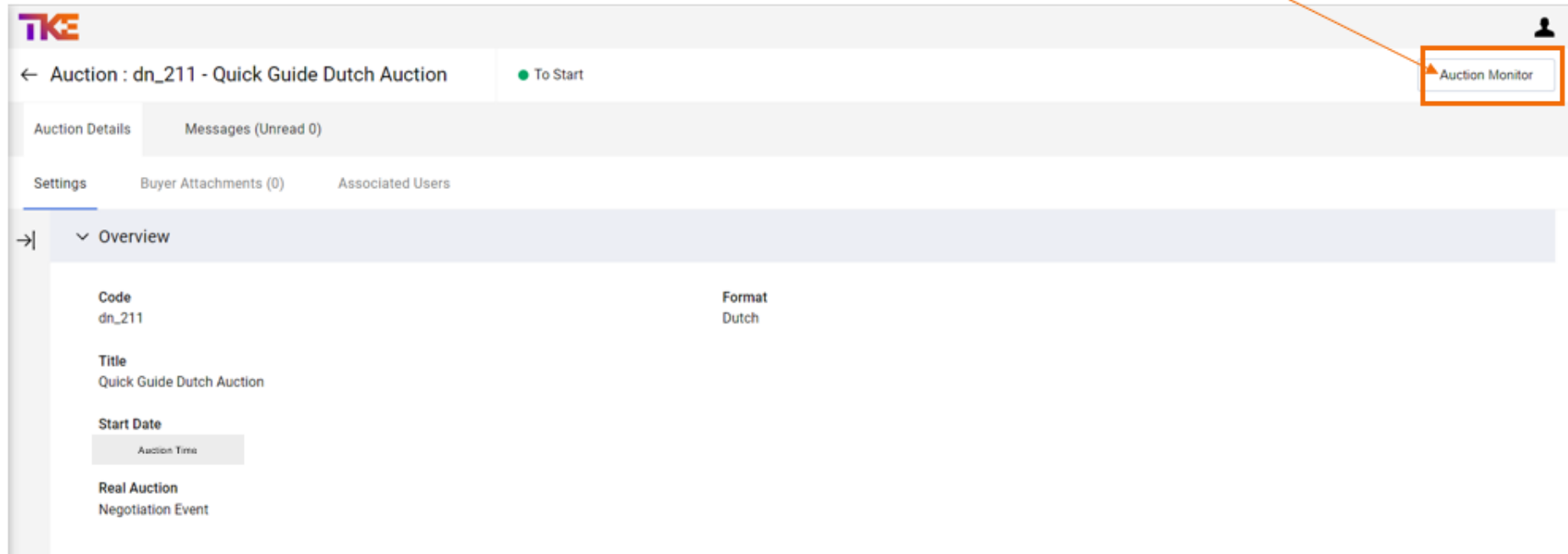
- QUICK LINKS**
 - STANDARD LINKS
 - [My Auctions](#)
 - [Projects](#)
 - [My RFIs](#)
 - [My RFQs](#)
 - [Organization Profile](#)
 - CUSTOM LINKS
- NEW MESSAGES (LAST 30 DAYS)**
 - No Unread Messages
- MY RFQS WITH PENDING RESPONSES**
 - No RFQs to display
- MY BID COLLECTORS WITH PENDING RESPONSES**
 - You are not allowed to access the content of this Portlet
- MY RFIS WITH PENDING RESPONSES**
 - No RFIs to display
- OPEN AND PENDING AUCTIONS**

TITLE	BUYER ORGANIZATION	START DATE	END DATE
Quick Guide Dutch Auction	TK Elevator GmbH		Start and End Date
Quick Guide Japanese Auction	TK Elevator GmbH		Start and End Date

An orange arrow points from the 'No RFIs to display' message to the 'Quick Guide Dutch Auction' link in the 'OPEN AND PENDING AUCTIONS' table.

AUCTION OVERVIEW > AUCTION MONITOR

- The next page shows the **Details** and **Configuration** of the auction
- To enter the auction, click on **Auction Monitor**



The screenshot shows the TKE Auction Monitor interface. At the top, there is a header with the TKE logo on the left and a user profile icon on the right. Below the header, the page title is "Auction : dn_211 - Quick Guide Dutch Auction" with a status indicator "To Start". The main content area is divided into several sections: "Auction Details" (selected), "Messages (Unread 0)", "Settings", "Buyer Attachments (0)", and "Associated Users". The "Overview" section is expanded, showing the following details:

Code	Format
dn_211	Dutch

Below the table, the "Title" is "Quick Guide Dutch Auction". The "Start Date" is "Auction Time". The "Real Auction" type is "Negotiation Event". An orange box highlights the "Auction Monitor" button in the top right corner, with an arrow pointing to it from the text above.

AUCTION MONITOR

The screenshot shows the Auction Monitor interface for a Dutch Auction. The interface includes a header with a star icon, a green timer showing 00:00:30, and the title "Quick Guide Dutch Auction". Below the header, there is a "Code" field with the value "dn_211". To the right, a "Round" dropdown is set to "2", and a bid amount of "EUR 55,000" is entered next to a "SUBMIT" button. The main content area is divided into three sections: "Bidding rules explanation" on the left, "My Bid" in the center, and "Messages:" on the right. The "Bidding rules explanation" section lists: Start Price 50,000 EUR, Next Bid Interval 5,000 EUR, Quiet Time 15 seconds, and Grace Period 0 seconds. The "My Bid" section shows a "No Bids" message. The "Messages:" section has a text input field with the placeholder "enter message" and a "Send" button. Callouts with arrows point to these elements: "Time to bid in this round (if green) Quiet time w/o bids (if red)" points to the timer; "Current bidding round" points to the Round dropdown; "Accept or decline the current bid" points to the SUBMIT button; "Bidding rules explanation" points to the rules section; "Bid history Will not change in a Dutch Auction" points to the My Bid section; and "Message Board to communicate with TKE" points to the Messages section.

Time to bid in this round (if green)
Quiet time w/o bids (if red)

Current bidding round

Accept or decline the current bid

00:00:30 Quick Guide Dutch Auction

Code dn_211

Round 2

EUR 55,000 SUBMIT

Start Price 50,000 EUR
Next Bid Interval 5,000 EUR
Quiet Time 15 seconds
Grace Period 0 seconds

My Bid

Messages:

enter message Send

Bidding rules explanation

Bid history
Will not change in a Dutch Auction

Message Board to communicate with TKE