

JAPANESE AUCTION

Supplier Guide

ENGLISH

TKE MOVE
BEYOND





INTRODUCTION

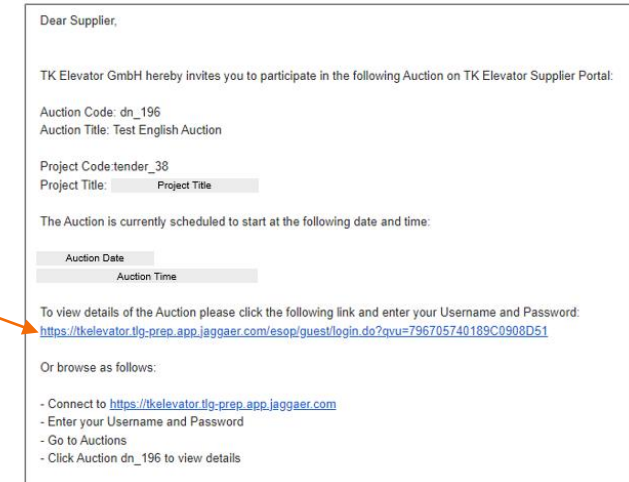
- This guide briefly explains how to participate in a so-called **English Auction**
- The pre-condition for your participation is a completed registration on Jaggaer Network

- You can participate in the auction event by following a few steps
 1. [Login to Jaggaer Network](#)
 2. [Enter the Sourcing Overview in your profile](#)
 3. [Open the Auction Monitor](#)
 4. [Participate in the auction](#)

LOGIN TO JAGGAER

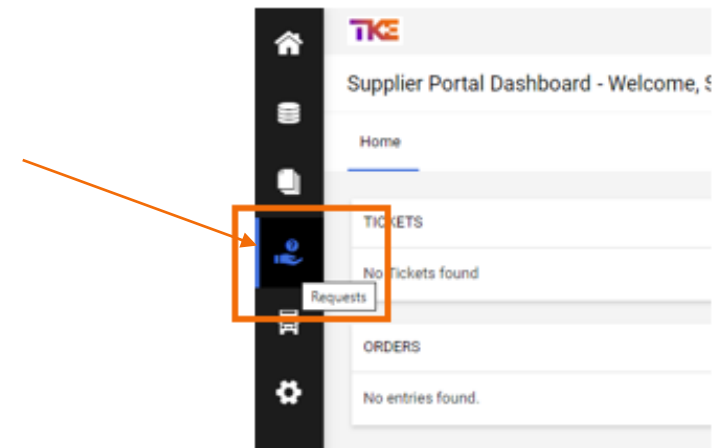
- Either follow the **Link** in the email invitation or **Login** to Jaggaer Network

Follow this link to enter the auction directly



Example of invitation email

- Once you entered the Homepage successfully, click on **Requests**



SOURCING EVENTS OVERVIEW

- You are now seeing the **Sourcing Events Overview**
- On the right side you may find currently running **RfX** and **Auction** events
- Click on the **blue title** of an event to enter it

Main Dashboard ⚙️ ↻

QUICK LINKS

STANDARD LINKS

- [My Auctions](#)
- [Projects](#)
- [My RFIs](#)
- [My RFQs](#)
- [Organization Profile](#)

CUSTOM LINKS


NEW MESSAGES (LAST 30 DAYS)

[No Unread Messages](#)

MY RFQs WITH PENDING RESPONSES

[No RFQs to display](#)

MY BID COLLECTORS WITH PENDING RESPONSES

 You are not allowed to access the content of this Portlet

MY RFIs WITH PENDING RESPONSES

[No RFIs to display](#)

OPEN AND PENDING AUCTIONS

TITLE	BUYER ORGANIZATION	START DATE	END DATE
Quick Guide Japanese Auction	TK Elevator GmbH	Start and End Date	

AUCTION OVERVIEW > AUCTION MONITOR

- The next page shows the **Details** and **Configuration** of the auction
- To enter the auction, click on **Auction Monitor**



The screenshot displays the TKE Auction Monitor interface. At the top left is the TKE logo. The main header shows the auction name 'Auction : dn_207 - Quick Guide Japanese Auction' and its status 'Running'. Below the header, there are tabs for 'Auction Details' and 'Messages (Unread 0)'. A secondary row of tabs includes 'Settings', 'Buyer Attachments (0)', 'Associated Users', and 'Lot List'. The 'Overview' section is expanded, showing the following details:

Code	dn_207	Format	Japanese
Title	Quick Guide Japanese Auction		
Start Date	Auction Time		
Real Auction	Negotiation Event		

AUCTION MONITOR

The screenshot shows the Auction Monitor interface for a "Quick Guide Japanese Auction". The status is "Running" and it is "Round 3". The current bid amount is EUR 75,000. The interface includes a "Decline" button (red) and an "Accept" button (blue) separated by an "or" label. A "My Bids" table shows two previous bids: 77,500 in Round 2 and 80,000 in Round 1. A "Messages" board is available for communication with TKE. A "Bidding rules explanation" box provides instructions on how to use the "Accept" and "Decline" buttons.

Current bid amount

Accept or decline the current bid

Running Quick Guide Japanese Auction Round 3

Lot

Item 1

EUR 75,000

Decline or Accept

Direction Reverse

Bidding Rules

Click on "Accept" to agree to the Offered Bid amount

Click on "Decline" to refuse the Offered Bid amount

If you select "Decline" you will not be able to proceed with the selected Lot

If a decision is not made by end of a Round, it will be considered as Declined

My Bids

	Bid	Round	Time
✓	77,500	2	08/11/2023 09:31:39 am
✓	80,000	1	08/11/2023 09:31:16 am

Messages:

Bidding rules explanation

Bid history

Message Board to communicate with TKE